

RESOLUTION # 240

**A RESOLUTION ADOPTING A FIVE-YEAR BUDGET FOR THE CITY OF CHESTERFIELD FOR THE YEAR BEGINNING ON JANUARY 1, 1999 AND ENDING ON DECEMBER 31, 2003.**

WHEREAS, the City of Chesterfield has adopted an ordinance providing for a fiscal year which begins on January 1 of each year and ending on December 31 of each year; and

WHEREAS, the City of Chesterfield has elected to adopt a five-year budget plan for the period 1999 through 2003; and


WHEREAS, the City has held a public meeting to review the five-year budget for the period 1999 through 2003;

NOW, THEREFORE BE IT RESOLVED THAT THE CITY OF CHESTERFIELD adopts the attached five-year budget for the period beginning January 1, 1999 and ending December 31, 2003.

Passed and adopted this 23<sup>rd</sup> day of September, 1998.

  
\_\_\_\_\_  
Mayor

ATTEST:

  
\_\_\_\_\_  
City Clerk

**CITY OF CHESTERFIELD**  
**Five Year Budget, 1999 - 2003**  
**Assumptions**

**General:**

- < No additional revenues or expenditures for annexations are included (each proposal will be considered separately)
- < Revenues and expenditures from 1/2 cent capital improvement sales tax, road and sidewalk improvements, and principal and interest payments are accounted for in separate capital projects fund and debt service fund, respectively
- < *Population reaches 52,000 by the year 2000*

**Revenues:**

- < Revenues for 1998 equal the amount budgeted, *with the exception of the previously unanticipated local use tax which is recognized as revenue in 1998*
- < Utility taxes grow at 4%
- < Sales tax grows by 3% annually
- < Population change due to Census impacts revenues in the middle of the year 2001
- < Motor fuel tax, motor vehicle sales tax, and County road and bridge tax grow at 4%
- < Cigarette tax grows at 2%
- < Police Academy grant grows by 3%
- < COPS grant approved in 1996 runs out in mid-1998
- < COPS Federal grant decreases and COPS Parkway increases (School Resource Officer Program) to replace federal share to reach 75/25 split between Parkway and City
- < *No additional revenue shown for requests for 3 additional officers under COPS grant and 1 additional officer under NCAP grant*
- < Waste Reduction Grant revenues equal expenditures each year, so both are assumed to be zero
- < NCAP Grant reimbursement covers portion of salaries until some time in 2000
- < No special grants of which City is not currently aware
- < Licenses & permit and charges for services increase by 4%
- < *Parks charges and fees increase by 3% annually*
- < *Court revenues grow by 4%*
- < Interest earnings are based on 4% of balances available
- < Historical Committee is assumed to be self-sufficient, so revenues and expenditures are shown at zero
- < Other miscellaneous revenues grow at 4%

**Expenditures:**

- < Expenditures for 1998 equal the amount budgeted in 1998 (original and amended)
- < Pay for elected officials remains the same during the five-year period
- < Total labor dollars increase by 3% annually *of the mid-point, as recommended by the pay consultant*
- < Projected salaries for proposed new personnel include a 3% annual adjustment *and are budgeted based on the mid-point, as recommended by the pay consultant, with the exception of police officers who are budgeted at the minimum salary*
- < Fringe benefits tied to salaries based on current rates (e.g., Social Security at 7.65%, pension at 8%)
- < Miscellaneous contractual and commodities increase by 3%, except as otherwise known to increase or decrease to a greater extent based upon information provided by individual departments
- < Historical Committee is assumed to be self-sufficient, so revenues and expenditures are shown at zero
- < *City Attorney's fees rolled back \$30,000 from current year's budget*
- < Contributions remain constant at \$15,000 annually

- < Liability insurance increases by 5% annually
- < Growing need for additional office space, meeting rooms, storage space at City Hall inflated at \$2/square foot/year
- < *City Hall is completed by July 1, 2000; rent payments cease then; payments on debt begin 8/15/99 (interest only until 2000)*
- < *Includes \$100,000 for Internet Home Page development per the recommendation of the MIS Citizens Advisory Committee*
- < Computers for new personnel included at \$2,000 each; laptops, \$3,000; CAD stations, \$6,000; file servers, \$10,000
- < Furniture for new personnel included at \$2,000 each
- < CCDC contribution based upon their most recent 3-5 Year Business Plan and Budget and grows by 3% thereafter
- < Continuance of 10.5 holidays
- < Commissioned officers targeted to equal 1.7 per 1,000 population eventually
- < *County dispatching contract increases by 3% annually*
- < Unreimbursed portion of NCAP Grant services and supplies immaterial are each year, so both are assumed to be zero
- < Increase in need for police vehicles by one in 2001 *and one in 2003* due to additional officers
- < *Includes \$60,000 for update of comprehensive plan update (cost currently unknown; if cost exceeds this amount, difference will come out of Contingency)*
- < Additional 3 miles of streets each year based on past experience
- < GIS to be implemented during 1998-2003; growing demand for maps
- < Waste Reduction Grant revenues equal expenditures each year, so both are assumed to be zero
- < *Highway beautification contract maintenance increased by \$10,000 in 1999, 2000, and 2001*
- < Public Works equipment purchases inflated at 3%; trade-in value not included
- < Building maintenance expenses (City Hall) per estimates of Director of Public Works in 2000; inflated at 3% thereafter
- < Assumes continued growth of Parks Division with associated needs for manpower and equipment
- < Parks and recreation expenditures based upon contractual arrangements
- < *Celebrate Chesterfield (e.g., fireworks and Best of Chesterfield) are held on an annual basis at \$40,000 net cost inflated at 3% per year*
- < *Without \$1,000,000 transfer in 1998 for park improvements, fund balance would be at 51% of operating expenditures (or 43% of total expenditures) at the end of the five-year period*
- < *Chesterfield Valley Sports complex on line in Spring of 1999*
- < *Each year includes annual Contingency of 2.0% of operating expenditures*
- < Transfers out of General Fund annually to pay for principal and interest on Public Works Facility
- < Transfers out of General Fund annually to pay for City Hall principal and interest beginning in 1999
- < No reduction in manpower or equipment needs while capital improvement projects funded by R&S bond issue are under construction
- < Contract administration, construction supervision, and engineering needs for R&S projects to be met by bond proceeds
- < General Fund expenditures for street maintenance do not resume until completion of R&S projects or 2003
- < *Annual payments for sidewalks, cracksealing and asphalt overlay moved to Capital Improvement Sales Tax Trust Fund*
- < Annual payments for stormwater projects (MSD will not assume responsibility for stormwater projects) and highway beautification projects are inflated 3% each year over current year's budget
- < *Snow removal reimbursement for private subdivisions budgeted at \$150,000 in 1999 and grown at 3% per year thereafter*
- < Open purchase orders as of December 31, 1997 are shown as expenditures in 1997 (rather than when reappropriated in 1998) so that the future year projections are not overstated

**CITY OF CHESTERFIELD**

**Five-Year Budget - 1999 through 2003**

Account Name	ACTUAL 1993	ACTUAL 1994	ACTUAL 1995	ACTUAL 1996	ACTUAL 1997	AMENDED BUDGET 1998	PROJECTED BUDGET 1999	PROJECTED BUDGET 2000	PROJECTED BUDGET 2001	PROJECTED BUDGET 2002	PROJECTED BUDGET 2003
<b>SUMMARY OF REVENUES &amp; EXPENDITURES &amp; IMPACT ON FUND BALANCE</b>											
<b>Beginning Fund Balance</b>	3,938,174	5,545,821	5,327,171	5,474,742	5,780,453	5,882,192	6,459,180	5,778,245	5,145,096	5,033,287	5,617,509
<b>Revenues</b>											
Utility Taxes	3,187,143	3,323,852	3,309,997	3,616,330	3,729,038	3,798,000	3,949,920	4,107,917	4,272,233	4,443,123	4,620,848
Sales Tax	3,377,964	3,736,487	4,564,460	4,613,354	4,732,548	6,544,184	5,002,710	5,152,791	5,913,977	6,716,196	6,917,682
Intergovernmental Taxes	3,212,468	2,862,463	2,686,275	3,403,209	3,280,634	3,074,573	3,141,083	3,219,084	3,546,668	3,929,773	4,080,463
Licenses & Permits	544,796	547,770	597,177	611,892	663,125	639,000	664,560	691,142	718,788	747,540	777,441
Charges for Services	95,338	135,003	153,651	134,060	195,961	169,500	176,280	183,331	190,664	198,291	206,223
Parks Charges & Fees	1,474	0	3,501	8,447	13,070	267,681	193,311	199,111	205,084	211,237	217,574
Court Fines & Fees	287,591	377,377	516,212	521,039	409,817	424,000	440,960	458,598	476,942	496,020	515,861
Interest on Investments	134,562	233,697	472,267	578,004	561,175	500,000	340,775	296,367	269,130	243,804	239,331
Miscellaneous	178,089	48,615	34,729	72,740	60,140	50,650	52,676	54,783	56,974	59,253	61,623
<b>Totals</b>	<b>11,019,425</b>	<b>11,265,265</b>	<b>12,338,269</b>	<b>13,559,074</b>	<b>13,645,508</b>	<b>15,467,588</b>	<b>13,962,275</b>	<b>14,363,125</b>	<b>15,650,462</b>	<b>17,045,237</b>	<b>17,637,047</b>
<b>Expenditures</b>											
Executive/Legislative	71,863	63,385	71,836	68,826	72,289	71,126	73,293	71,489	71,691	73,899	72,113
City Clerk	80,997	92,248	110,838	106,262	132,113	174,145	181,704	204,349	200,511	222,332	230,878
City Administrator	113,723	119,640	116,161	114,960	190,621	154,938	161,921	166,838	169,903	177,119	182,492
Finance & Administration	1,259,398	1,678,503	1,749,603	1,647,188	1,731,460	1,945,726	2,066,892	1,993,791	1,793,399	1,856,102	1,944,175
Police	3,368,427	3,466,659	3,928,698	4,288,348	4,540,829	5,034,263	5,460,735	5,694,375	6,005,797	6,308,785	6,566,572
Planning	289,688	360,623	373,891	352,056	396,304	513,311	609,943	544,685	564,609	581,071	600,087
Public Works/Parks	2,836,403	2,737,915	2,860,809	3,160,996	3,516,000	5,424,233	5,068,010	5,067,282	5,366,967	5,630,517	5,791,308
Contingency	0	0	0	0	0	258,460	246,294	257,515	266,792	279,358	289,622
Operating Transfers Out	1,391,280	2,964,942	2,978,862	3,514,728	2,964,154	1,314,397	774,418	995,950	1,322,602	1,331,830	1,340,101
<b>Totals</b>	<b>9,411,778</b>	<b>11,483,915</b>	<b>12,190,698</b>	<b>13,253,363</b>	<b>13,543,770</b>	<b>14,890,599</b>	<b>14,643,210</b>	<b>14,996,275</b>	<b>15,762,271</b>	<b>16,461,015</b>	<b>17,017,350</b>
<b>Ending Fund Balance</b>	<b>5,545,821</b>	<b>5,327,171</b>	<b>5,474,742</b>	<b>5,780,453</b>	<b>5,882,192</b>	<b>6,459,180</b>	<b>5,778,245</b>	<b>5,145,096</b>	<b>5,033,287</b>	<b>5,617,509</b>	<b>6,237,206</b>
<b>Fund Balance Goal</b>	<b>3,122,338</b>	<b>3,075,080</b>	<b>3,422,274</b>	<b>3,571,339</b>	<b>3,896,506</b>	<b>4,576,560</b>	<b>4,925,884</b>	<b>5,150,293</b>	<b>5,335,835</b>	<b>5,587,161</b>	<b>5,792,439</b>
<b>% - operating expenditures</b>	<b>71%</b>	<b>69%</b>	<b>64%</b>	<b>65%</b>	<b>60%</b>	<b>56%</b>	<b>47%</b>	<b>40%</b>	<b>38%</b>	<b>40%</b>	<b>43%</b>
<b>% - total expenditures</b>	<b>59%</b>	<b>46%</b>	<b>45%</b>	<b>44%</b>	<b>43%</b>	<b>43%</b>	<b>39%</b>	<b>34%</b>	<b>32%</b>	<b>34%</b>	<b>37%</b>

Note: All references to fund balance refer to unreserved fund balance.

**CITY OF CHESTERFIELD**

**Five-Year Budget - 1999 through 2003**

<i>Personnel Schedule Summary</i>		1993	1994	1995	1996	1997	1998	1999	2000	2001	2002	2003
Department/Activity	Position Title	Actual	Actual	Actual	Actual	Actual	Budget	Request	Request	Request	Request	Request
City Clerk	City Clerk	1.00	1.00	1.00	1.00	1.00	1.00	1.00	1.00	1.00	1.00	1.00
	Deputy City Clerk	1.00	1.00	1.00	1.00	1.00	1.00	1.00	1.00	1.00	1.00	1.00
	Receptionist	1.00	1.00	1.00	1.00	-	-	-	-	-	-	-
	CAC Clerk	-	-	-	-	2.00	2.00	2.00	2.50	2.50	3.00	3.00
	Sub-Totals	3.00	3.00	3.00	3.00	4.00	4.00	4.00	4.50	4.50	5.00	5.00
City Administrator	City Administrator	1.00	1.00	1.00	1.00	1.00	1.00	1.00	1.00	1.00	1.00	1.00
	Administrative Assistant	-	-	-	1.00	1.00	1.00	1.00	1.00	1.00	1.00	1.00
	Sub-Totals	1.00	1.00	1.00	2.00	2.00	2.00	2.00	2.00	2.00	2.00	2.00
Personnel	Asst. City Adm/Per. Dir.	1.00	1.00	1.00	-	-	-	-	-	-	-	-
	Administrative Assistant	0.50	0.50	1.00	-	-	-	-	-	-	-	-
	Clerk Typist	0.38	0.38	-	-	-	-	-	-	-	-	-
	Sub-Totals	1.88	1.88	2.00	-	-	-	-	-	-	-	-
<b>Finance and Administration:</b>												
Finance	Director of Finance & Adm.	1.00	1.00	1.00	1.00	1.00	1.00	1.00	1.00	1.00	1.00	1.00
	Asst. Director of Fin. & Adm.	-	-	-	-	-	1.00	1.00	1.00	1.00	1.00	1.00
	Accountant	-	-	-	1.00	1.00	-	-	-	-	-	-
	Senior Accounting Clerk	-	-	-	1.00	1.00	1.00	1.00	1.00	1.00	1.00	1.00
	Accounting Clerk	2.00	2.00	2.00	1.00	1.00	1.00	1.00	2.00	2.00	2.00	2.00
	Executive Secretary	0.13	0.25	0.38	0.38	0.50	0.50	0.50	1.00	1.00	1.00	1.00
	Accounting Intern	-	-	-	-	-	-	0.62	0.62	0.62	0.62	0.62
	Administrative Assistant	0.50	0.50	-	-	-	-	-	-	-	-	-
Data Processing	Data Systems Admin.	-	1.00	1.00	1.00	1.00	1.00	1.00	1.00	1.00	1.00	1.00
	Asst. Data Systems Admin.	-	-	-	-	-	-	-	1.00	1.00	1.00	1.00
	Data Proc. Technician	-	-	-	0.50	1.50	2.00	2.00	1.00	1.00	1.00	1.00
	Programmer/Webmaster	-	-	-	-	-	-	-	1.00	1.00	1.00	1.00
Municipal Court	Court Administrator	1.00	1.00	1.00	1.00	1.00	1.00	1.00	1.00	1.00	1.00	1.00
	Asst. Court Administrator	-	-	-	1.00	1.00	1.00	1.00	1.00	1.00	1.00	1.00
	Court Clerk	-	-	-	-	-	-	-	1.00	1.00	1.00	1.00
	Executive Secretary	0.25	0.25	0.38	0.38	0.50	0.50	0.50	-	-	-	-
	Sub-Totals	4.88	6.00	5.76	8.26	9.50	10.00	10.62	13.62	13.62	13.62	13.62



**CITY OF CHESTERFIELD**

**Five-Year Budget - 1999 through 2003**

<i>Personnel Schedule Summary</i>		1993	1994	1995	1996	1997	1998	1999	2000	2001	2002	2003
Department/Activity	Position Title	Actual	Actual	Actual	Actual	Actual	Budget	Request	Request	Request	Request	Request
<b>Public Works/Parks</b>												
Administration	Dir. of Public Works	1.00	1.00	1.00	1.00	1.00	1.00	1.00	1.00	1.00	1.00	1.00
	Deputy Director	-	-	-	-	-	1.00	1.00	1.00	1.00	1.00	1.00
	Superintendent-Eng. Serv.	1.00	1.00	1.00	1.00	1.00	1.00	1.00	1.00	1.00	1.00	1.00
	Civil Engineer	1.00	1.00	3.00	3.00	3.00	3.00	3.00	3.00	3.00	3.00	3.00
	Eng. Plan Reviewer	1.00	1.00	-	-	-	-	-	-	-	-	-
	Eng. Construction Insp.	2.00	3.00	3.00	3.00	3.00	3.00	3.00	3.00	3.00	3.00	3.00
	GIS Specialist	-	-	-	-	-	-	0.50	1.00	1.00	1.00	1.00
	Engineering Technician	2.00	2.00	2.00	2.00	2.00	2.00	2.00	2.00	2.00	2.00	2.00
	Executive Secretary	1.00	1.00	1.00	1.00	1.00	1.00	2.00	2.00	2.00	2.00	2.00
	Administrative Secretary	1.00	1.00	1.00	1.00	1.00	1.00	-	-	-	-	-
	Engineering Intern	0.29	0.29	0.29	0.29	0.90	0.90	0.90	0.90	0.90	0.90	0.90
<b>Street/Sewer Maint.</b>												
	Street Superintendent	1.00	1.00	1.00	1.00	1.00	1.00	1.00	1.00	1.00	1.00	1.00
	Street Supervisor	4.00	4.00	4.00	4.00	4.00	4.00	4.00	4.00	4.00	4.00	4.00
	Street Maint. Workers	19.00	21.00	21.00	24.00	24.00	25.00	26.00	27.00	29.00	29.00	29.00
	Administrative Secretary	-	1.00	1.00	1.00	1.00	1.00	2.00	2.00	2.00	2.00	2.00
	Temporary Workers	2.88	6.35	4.65	4.65	4.03	4.03	4.03	4.03	4.03	4.03	4.03
<b>Equipment Maintenance</b>												
	Mechanic Supervisor	1.00	1.00	1.00	1.00	1.00	1.00	1.00	1.00	1.00	1.00	1.00
	Mechanic	2.00	3.00	3.00	3.00	3.00	4.00	4.00	4.00	4.00	5.00	5.00
<b>Parks/Beautification</b>												
	Parks, Rec. & Arts Sup.	-	-	1.00	1.00	1.00	1.00	1.00	1.00	1.00	1.00	1.00
	Recreation Coordinator	-	-	-	1.00	1.00	1.00	1.00	1.00	1.00	1.00	1.00
	Recreation Programmer	-	-	-	-	-	1.00	1.00	1.00	1.00	1.00	1.00
	Parks Maint. Supervisor	-	-	-	-	0.75	1.00	1.00	1.00	1.00	1.00	1.00
	Maintenance Workers	-	-	-	-	0.75	2.00	2.00	2.00	2.00	3.00	3.00
	Seasonal Part-time	-	-	0.31	0.31	1.80	1.80	1.80	1.80	1.80	1.80	1.80
	Intern	-	-	-	-	-	-	0.60	0.60	0.60	0.60	0.60
	Secretary	-	-	-	-	-	1.00	1.00	1.00	1.00	1.00	1.00
	Sub-Totals	40.17	48.64	49.25	53.25	56.23	62.73	65.83	67.33	69.33	71.33	71.33
<b>GRAND TOTALS</b>		123.26	133.85	143.98	152.48	161.02	171.35	180.07	188.07	193.07	198.57	199.57

**CITY OF CHESTERFIELD**

**Five-Year Budget - 1998 through 2003**

Detail of Capital Assets		1993	1994	1995	1996	1997	1998	1999	2000	2001	2002	2003
Dept/Activity	Description	Actual	Actual	Actual	Actual	Actual	Budget	Request	Request	Request	Request	Request
Exec/Legis.	Computer Equipment	-	-	1,758	-	2,132	-	-	-	-	-	-
	Sub-Totals	-	-	1,758	-	2,132	-	-	-	-	-	-
City Clerk	Computer Equipment	-	-	-	-	-	-	-	-	-	-	-
	Furniture	-	-	-	-	1,998	-	-	-	-	-	-
	Sub-Totals	-	-	-	-	1,998	-	-	-	-	-	-
City Admin.	Computer Equipment	-	-	-	-	1,998	-	-	-	-	-	-
	Automobiles & Trucks	-	-	-	-	-	-	-	-	-	-	-
	Sub-Totals	-	-	-	-	1,998	-	-	-	-	-	-
Personnel	Computer Equipment	-	-	1,982	-	-	-	-	-	-	-	-
	Sub-Totals	-	-	1,982	-	-	-	-	-	-	-	-
<b>Finance &amp; Administration:</b>												
Finance	Computer Equipment	-	-	22,315	7,600	1,998	-	-	10,000	-	-	10,000
	Machinery/Equipment	-	2,813	-	-	-	4,000	4,120	-	-	4,502	-
	Automobiles & Trucks	-	-	-	-	-	-	-	-	-	-	-
Central Svcs.	Computer Equipment	2,450	19,052	13,140	35,639	15,062	3,000	-	-	-	-	-
	Furniture	-	-	17,191	7,468	6,000	-	-	-	-	-	-
	Machinery/Equipment	13,834	4,200	5,951	22,745	5,448	-	4,120	-	8,305	4,637	4,637
	Automobiles & Trucks	-	-	-	33,110	-	-	-	-	-	-	-
	Land	-	365,178	294,894	-	-	-	-	-	-	-	-
Inf. Systems	Computer Equipment	-	-	-	-	-	10,000	13,090	18,487	10,000	10,000	19,274
	Furniture	-	-	-	-	-	-	-	-	-	-	-
	Machinery/Equipment	-	-	-	-	-	-	-	-	-	-	-
Mun. Court	Computer Equipment	-	-	1,450	-	1,999	-	-	-	-	-	-
	Furniture	-	-	-	-	-	-	-	-	-	-	-
	Machinery/Equipment	-	-	-	-	-	-	2,500	-	-	-	-
	Sub-Totals	16,284	391,243	354,941	106,561	30,507	17,000	23,830	28,487	18,305	19,139	33,911



**CITY OF CHESTERFIELD**

**Five-Year Budget - 1998 through 2003**


Detail of Capital Assets		1993	1994	1995	1996	1997	1998	1999	2000	2001	2002	2003
Dept/Activity	Description	Actual	Actual	Actual	Actual	Actual	Budget	Request	Request	Request	Request	Request
Police	Computer Equipment	6,365	6,488	1,758	11,957	33,928	2,700	13,000	-	-	10,000	-
	Furniture	-	-	1,797	4,239	7,888	-	-	-	-	-	-
	Machinery/Equipment	6,248	100,518	16,296	-	14,090	19,532	52,300	24,800	33,900	24,800	27,900
	Automobiles & Trucks	81,592	96,332	159,985	133,861	147,943	215,000	217,550	192,002	216,066	214,825	239,226
	Improvements	1,850	1,122	2,400	-	-	-	-	-	-	-	-
	Sub-Totals	96,055	204,460	182,236	150,057	203,848	237,232	282,850	216,802	249,966	249,625	267,126
Planning	Computer Equipment	-	3,380	-	6,630	5,998	-	-	-	-	-	-
	Furniture	-	-	-	-	-	-	-	-	-	-	-
	Machinery/Equipment	-	-	-	-	-	-	-	-	-	-	-
	Automobiles & Trucks	-	-	-	17,522	-	-	22,660	-	-	-	-
	Sub-Totals	-	3,380	-	24,152	5,998	-	22,660	-	-	-	-
Public Works/Parks: Adm. & Eng.	Computer Equipment	6,014	19,530	5,522	8,958	19,444	-	33,000	45,000	18,000	86,000	28,000
	Furniture	-	-	-	5,176	6,000	5,500	5,500	-	-	8,000	-
	Machinery/Equipment	3,046	6,313	8,064	35,960	3,274	5,300	5,500	23,800	6,000	2,200	65,000
	Automobiles & Trucks	-	13,328	15,329	17,522	19,622	20,000	70,200	71,600	74,550	77,560	54,700
	Street Mtn.	Computer Equipment	-	-	6,849	16,845	8,150	-	12,781	-	-	10,000
	Machinery/Equipment	34,651	46,438	33,616	74,016	188,971	94,250	255,146	86,050	66,218	108,171	91,612
	Automobiles & Trucks	50,512	98,860	-	289,639	256,906	255,110	207,618	272,372	287,820	240,899	298,839
Vehicle Mtn.	Computer Equipment	-	-	-	-	-	-	-	-	-	-	-
	Machinery/Equipment	3,593	7,407	10,165	39,225	-	-	31,815	27,677	18,160	21,330	14,242
	Automobiles & Trucks	-	-	-	-	-	38,110	-	-	-	-	-
	Improvements	-	-	-	-	7,953	-	-	-	-	-	-

**CITY OF CHESTERFIELD**

**Five-Year Budget - 1998 through 2003**

Detail of Capital Assets		1993	1994	1995	1996	1997	1998	1999	2000	2001	2002	2003
Dept/Activity	Description	Actual	Actual	Actual	Actual	Actual	Budget	Request	Request	Request	Request	Request
Building Mtn.	Automobiles & Trucks	-	-	-	-	-	-	-	23,340	-	-	-
Parks/Rec.	Computer Equipment	-	-	1,238	1,810	2,132	-	5,000	-	-	-	-
	Furniture	-	-	-	-	-	4,000	-	-	-	-	-
	Machinery/Equipment	-	-	3,275	4,567	9,077	180,745	316,373	71,950	25,000	59,000	25,000
	Automobiles & Trucks	-	-	-	35,799	-	19,096	35,514	-	69,271	-	28,100
	Sub-Totals	<u>97,816</u>	<u>191,876</u>	<u>84,058</u>	<u>529,516</u>	<u>521,529</u>	<u>622,111</u>	<u>978,447</u>	<u>621,789</u>	<u>565,019</u>	<u>613,160</u>	<u>605,493</u>
<b>Grand Totals</b>		210,155	790,959	624,975	810,287	768,010	876,343	1,307,787	867,078	833,290	881,924	906,530

**MEMORANDUM**


**TO:** Michael G. Herring, City Administrator  
**FROM:** Jan Hawn, Director of Finance and Administration   
**DATE:** September 10, 1998  
**SUBJECT:** Budget Resolution for Five-Year Budget for the Period 1999-2003

---

Attached please find a resolution adopting the five-year budget for the period 1999-2003. This resolution will need to be presented to the City Council on September 23, 1998. The five-year budget, which is attached, was reviewed by the City Council at a public meeting held on September 9, 1998.

If you have any questions or need any additional information, please let me know.

cc: Doug Beach, City Attorney  
Department Heads  
Marty DeMay, City Clerk  
Ann Baines, Assistant Director of Finance and Administration

  
9/10/98